



## Engine Specifications

### DIESEL ENGINE DATA





Engine Model	MITSUBISHI S4S
No Of Cylinder / Arrangement	6 , in Line
Cycle	4 Stroke
Aspiration	Naturally Aspirated
Bore X Stroke	94 X 120 mm
Displacement Total	3.33 liters
Compression Ratio	27.0 : 1
Combustion System	SW Chamber
Direction Of Rotation	Anti Clockwise Viewed From Flywheel
Cooling System	Water Cooled
Air Intake System	Mounted Air Filters

### GENERATOR DATA



Manufacture	Rexford
Phase Power	3
Voltage	230/400 Volt
Power Factor	0.8
Coupling	Direct
Bearing Number	1
Index Protection	22
Insulation Class	H
Exciter Type	S Hunt
Pole Number	4



Rating 50 Hz (1500 RPM)	KVA	KW
Continuous (C)		
Prime (P)	30	24
Standby (S)	33	27

## LUBRICATING SYSTEM



Maximum Oil Temperature	110 °C
Total Lubrication Capacity	6.5 Liters

## COOLING SYSTEM



Total Coolant Capacity	14 liters
Maximum Top Tank Temp.	98 °C

## FUEL SYSTEM



Injection	Pump Bosch Type
Fuel Consumption	234 g/kwh @ 100% Prime Power

## ELECTRICAL EQUIPMENT




Cranking Motor 12V, 2.2 kw
Alternator 30A


## SAFETY DEVICE



Low Oil Pressure
High Water Temperature and Overspeed



## Weight & Dimensions

DIMENSION		OPEN	SILENT	
Length	mm	1800	2250	
Width	mm	800	1100	
Height	mm	1400	1300	
Weight	Kg	980	1350	

